


How the Landing Gear Works

JSI 1/18 Scale F-14 Fighter




01. Lay fuselage over foam mat



02. Locate caution label



03. Remove caution label.



04. 4 Panels location



05. Tip panel 1 open




06. Open panel 2



07. Gently pull out panel 1



08. Open panel 1




09. Open panel 4



10. Gently pull out panel 3



11. Fold up panel 3



12. Fold upward side fuselage locking arm



13. Fold up rear locking arm




14. Turn landing gear strut as you pull up landing gear



15. Lock rear and side fuselage locking arms



16. insert and lock locking pin for forward support arm



17. Insert pin and lock main landing gear strut with forward support arm



18. Landing gear properly deployed w/ all arms & pins in locked position